
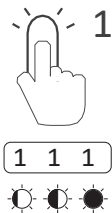

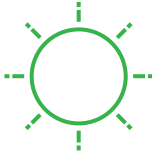


Operating PowerGo

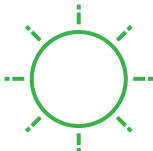
| | | |
|--------------------------|---|--|
| Power on |  | Press the Power button once. |
| Changing light intensity |  | One click increases the light intensity, and additional single clicks will cycle the unit through Low, Medium & High intensity settings. |
| Power off |  | Press and hold for two seconds. |


Battery Level Status


100 % - 20 %
Continuously Green


19 % - 0 %
Light Flashes Green

Charging Level Status


0 % - 99 %
Slow Pulsing Green*


100 %
Continuously Green

CAUTION

USB-C Power supply connected to PowerGo must be certified to the IEC standards IEC 60950/ IEC 62368-1 or IEC 60601-1.

USB-C Power supply connecteds to PowerGo must be rated 5VDC, 2.0-2.5A

*If the battery is drained to a minimum, it may take some time before the indication light starts flashing.